

Thanksgiving Fun Packet

Grades 1-2














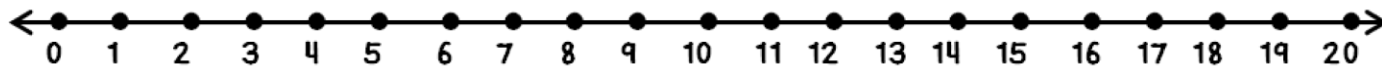
Created by Jane Kim

Name _____

Date _____

Pumpkin Pie Math

Practice solving addition problems.









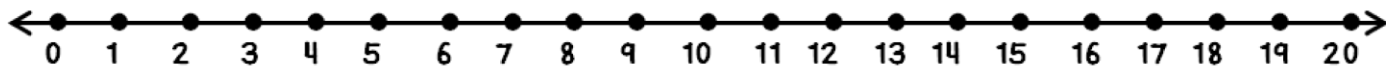


Name _____

Date _____

Turkey Doubles

Practice your doubles addition problems.







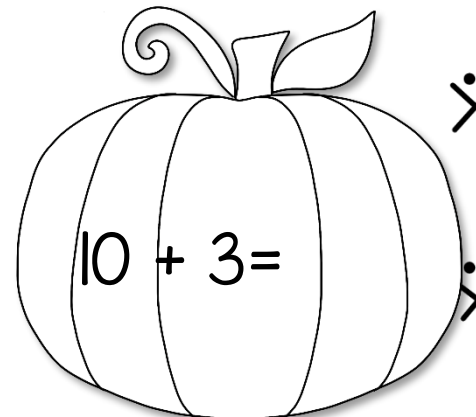


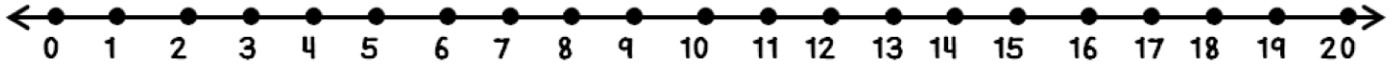


Name _____

Date _____

Pumpkin Math

Solve the addition problems. You may use your number line.



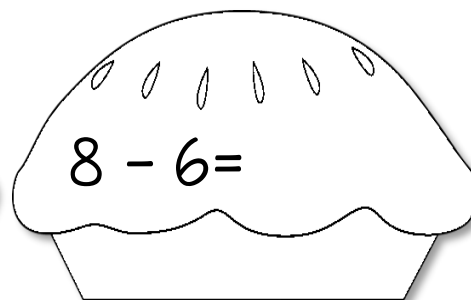
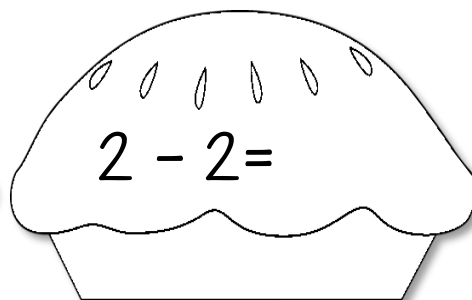
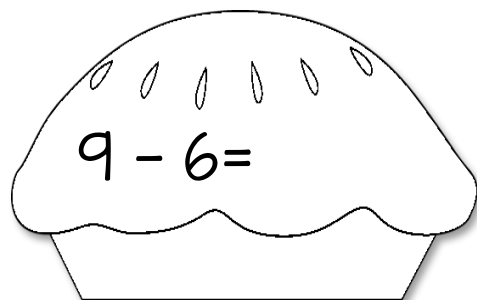
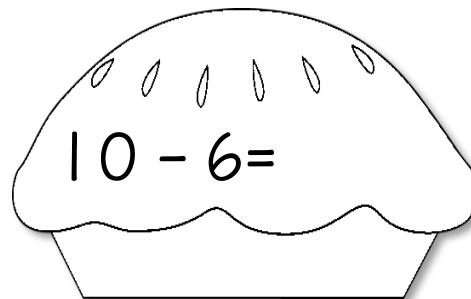
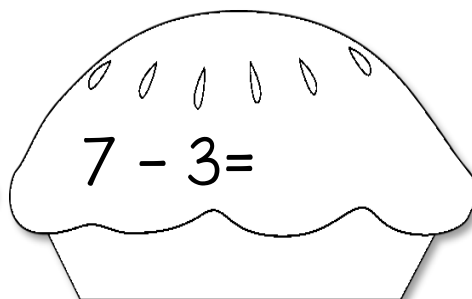
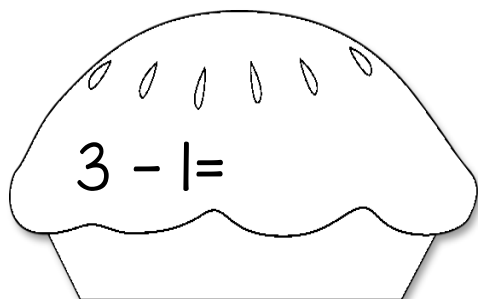
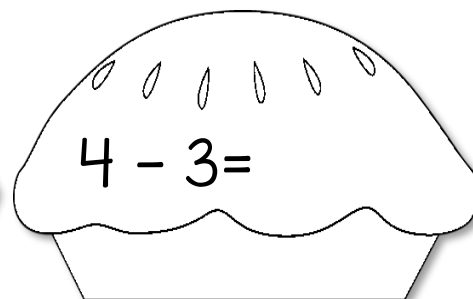

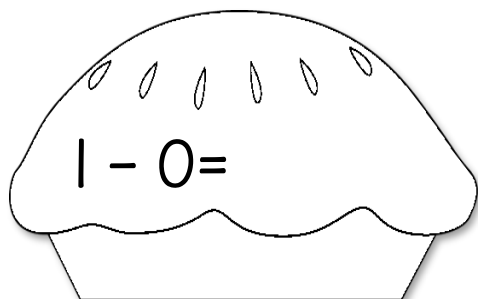

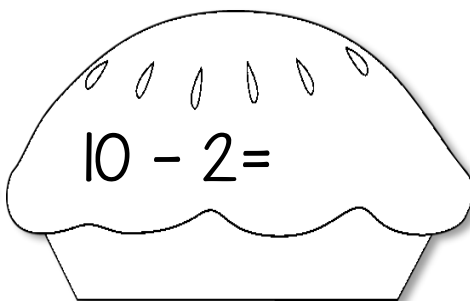
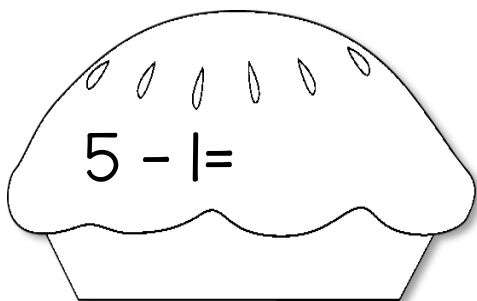
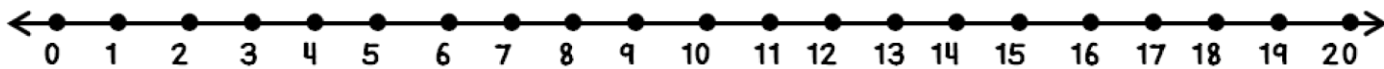
Color the pumpkins which have sums less than 20.

Name _____

Date _____

Pie Subtraction

Practice your subtraction problems. You may use your number line.



If your answer was 0 to 4, color it brown for APPLE PIE.

If your answer was 5 to 7, color it red for CHERRY PIE.

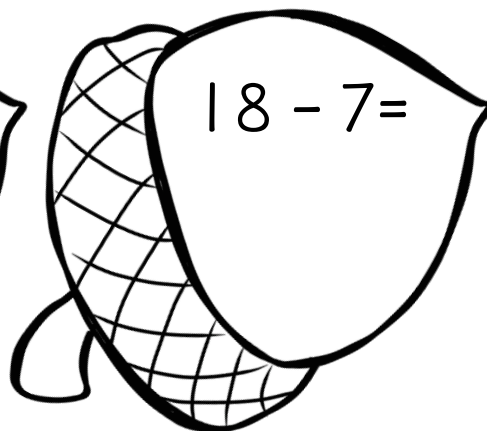
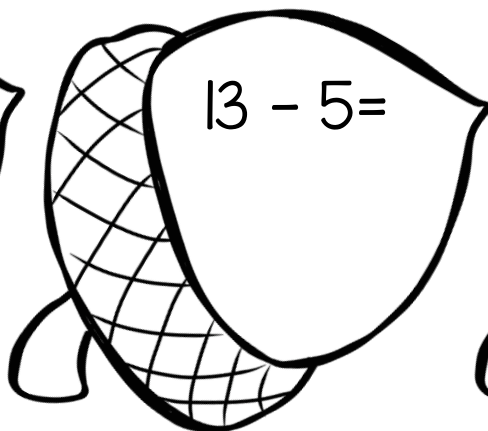
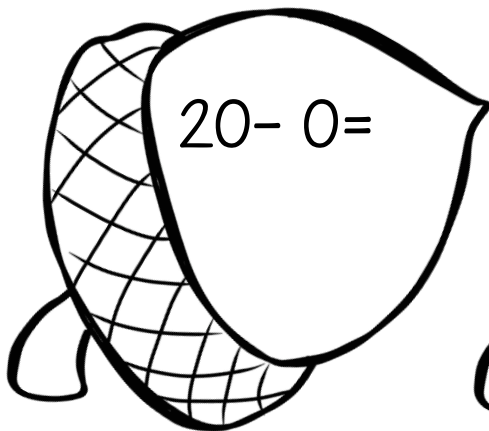
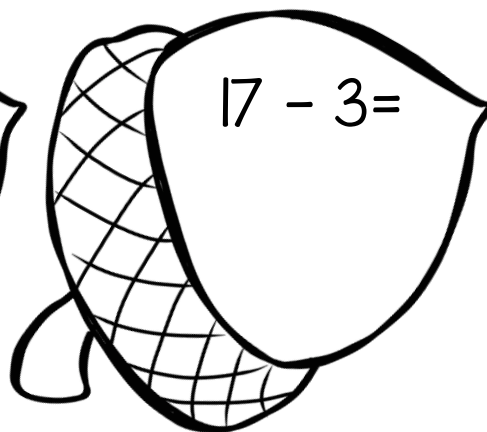
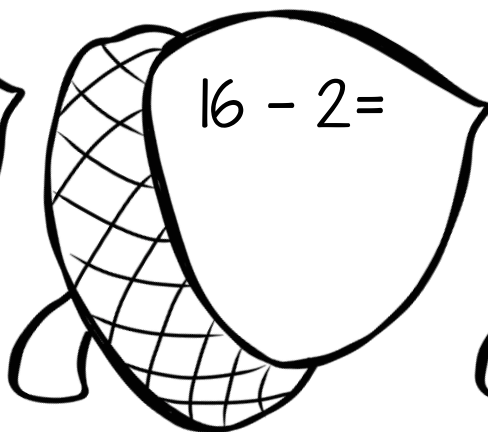
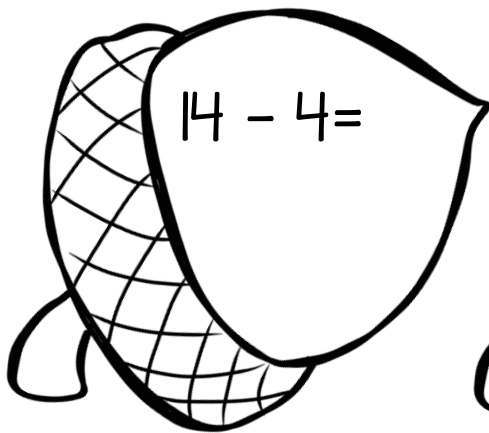
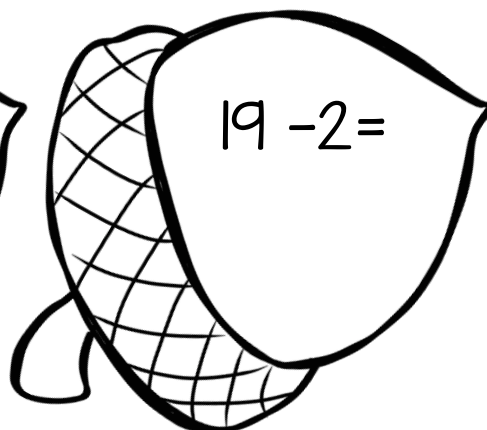
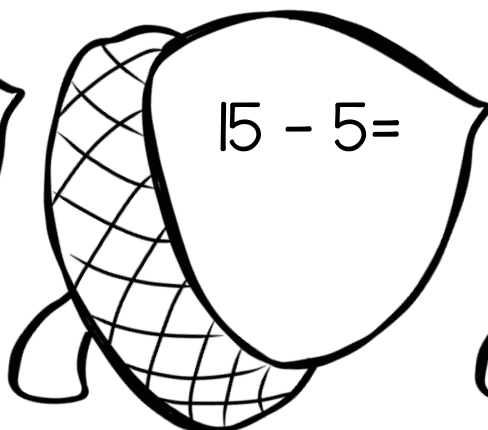
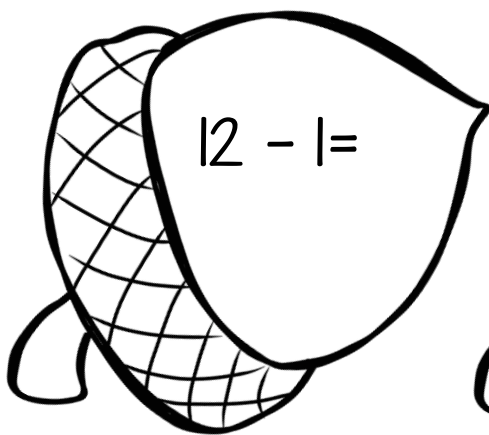
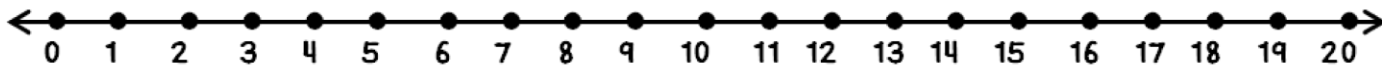
If your answer was 8 or more, color it blue for BLUEBERRY PIE.

Name _____

Date _____

Acorn Subtraction

Practice your subtraction problems. You may use your number line.




Name _____

Date _____

Turkey Fact Families

Complete each fact family using the numbers in each turkey.




$1 + 3 = \underline{\quad}$

$3 + 1 = \underline{\quad}$

$4 - 1 = \underline{\quad}$

$4 - 3 = \underline{\quad}$




$2 + 3 = \underline{\quad}$

$3 + 2 = \underline{\quad}$

$5 - 2 = \underline{\quad}$

$5 - 3 = \underline{\quad}$




$4 + 2 = \underline{\quad}$

$2 + 4 = \underline{\quad}$

$6 - 4 = \underline{\quad}$

$6 - 2 = \underline{\quad}$




$5 + 0 = \underline{\quad}$

$0 + 5 = \underline{\quad}$

$5 - 0 = \underline{\quad}$

$5 - 5 = \underline{\quad}$




$6 + 1 = \underline{\quad}$

$1 + 6 = \underline{\quad}$

$7 - 6 = \underline{\quad}$

$7 - 1 = \underline{\quad}$



$7 + 3 = \underline{\quad}$

$3 + 7 = \underline{\quad}$

$10 - 7 = \underline{\quad}$

$10 - 3 = \underline{\quad}$




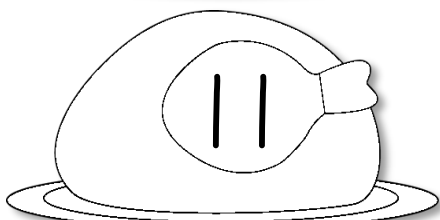
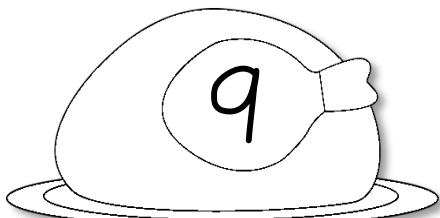
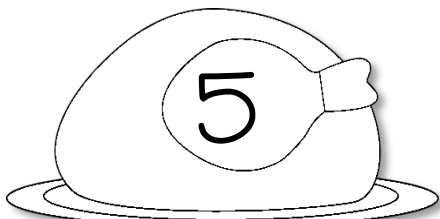
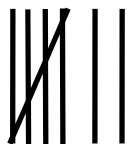
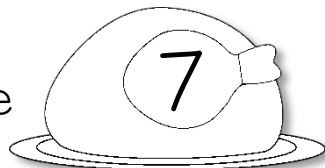
Name _____

Date _____

Tally Mark Fun!

Write the tally marks for each number.

Example

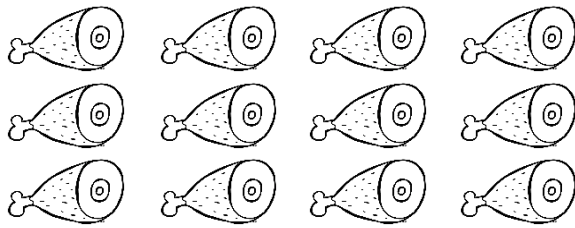


Name _____


Date _____

Be Thankful for Tallies!


Count the objects and write the tally marks.
Then tell how many you counted.




Tally Marks	How many?



Tally Marks	How many?



Tally Marks	How many?




Tally Marks	How many?

Name _____


Date _____

Count Those Seeds!


Count & draw the number of pumpkin seeds needed to make ten! Then, finish each problem.




$$4 + \underline{\quad} = 10$$




$$3 + \underline{\quad} = 10$$




$$5 + \underline{\quad} = 10$$



$$7 + \underline{\quad} = 10$$



$$9 + \underline{\quad} = 10$$



$$1 + \underline{\quad} = 10$$

Pumpkin Fun Fact:

One of the largest pumpkins weighed about 1,810 pounds!

Name _____


Date _____

Spin Even or Odd!










Use a pencil and paperclip to spin even or odd.

If it lands on even, color an even number orange.

If it lands on odd, color an odd number green.



Place the pencil in the middle of the spinner with a paperclip. Spin the paperclip.



If the number ends in 0, 2, 4, 6, or 8, it is an **even** number.

If the number ends in 1, 3, 5, 7, or 9, it is an **odd** number.


Name _____ Date _____

Spin Even or Odd!












Use a pencil and paperclip to spin even or odd.

If it lands on even, color an even number orange.

If it lands on odd, color an odd number green.



Place the pencil in the middle of the spinner with a paperclip. Spin the paperclip.



If the number ends in 0, 2, 4, 6, or 8, it is an **even** number.

If the number ends in 1, 3, 5, 7, or 9, it is an **odd** number.

Name _____ Date _____

Color, cut, and glue what you need to solve the problem.

Tom picked 5 pumpkins.

Jan picked 3 pumpkins.




How many pumpkins did they pick in all?

Write the number model.

$$\underline{\quad} + \underline{\quad} = \underline{\quad}$$

They had _____ pumpkins in all.




Name _____


Date _____

It's Time to Eat!


Write the correct time for each clock.




____ : ____




____ : ____




____ : ____




____ : ____




____ : ____




____ : ____




____ : ____



____ : ____



____ : ____




____ : ____

Name _____

Date _____

Fix the sentence and write it below.



have you ever
seen a turkey

Write it in your neatest handwriting.




capital letter?

end mark?

neat?

Name _____

Date _____



Fix the sentence and
write it below.

in november, many
americans celebrate
thanksgiving with their
family or friends

Write it in your neatest handwriting.



capital letter?

end mark?

neat?


Name _____

Date _____


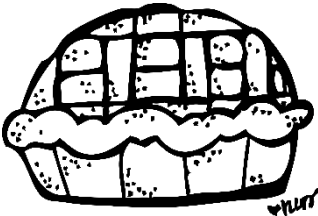
Being Thankful




**Yesterday, I
was thankful for...**



Today, I am thankful for...



Tomorrow, I will be thankful for..



Name _____


Date _____

A Pet Turkey?

Use your imagination and finish this story.

Don't forget to write with details.


One day, my parents brought home a turkey and told me that it was going to be my new pet. I said, "A pet turkey?" They smiled, and handed it over to me.



The First Thanksgiving

Read, Think, & Write~

After a long and hard journey, the Pilgrims landed in Plymouth where they met the Native Americans. As they settled in the new land, the Native Americans taught them skills to survive. The Pilgrims planted and grew crops. The Pilgrims and the Native Americans celebrated the fall harvest because they were thankful. This harvest feast was called the "First Thanksgiving."



Why do you think they called this feast the "First Thanksgiving?"

Name _____

Date _____

MY SILLY FALL STORY!

Use some words in the word box to make up a silly story. Have fun!

leaves

twist

family

cloud

potatoes

turkey

mouse

forest

rabbit

celebrate

rake

Swish!

Boom!

hide

Mr. Tom


pumpkin

helped

jumped

hill

Gobble!



Name _____ Date _____


How many new words can you make by using
the letters in...?



Thanksgiving feast

I found _____ words!


On the back, write 3
sentences using some of
the words you found.



Name _____


Date _____

Thankful NOUNS



I am thankful for this PERSON.

I am thankful because...




I am thankful for this PLACE.

I am thankful because...



I am thankful for this THING.

I am thankful because...



Name _____

Date _____

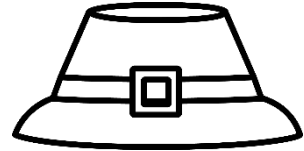
Awesome Adjectives

Fill in the blank with an ADJECTIVE to describe each noun.

1. _____ pie




2. _____ hat



3. _____ turkey



4. _____ pumpkin



Color all the ADJECTIVE words. Use any color.

orange	potato	fast
yellow	bake	big
small	hat	red

Name _____ Date _____

I Know My Verbs!



Fill in the blank with a VERB to describe the action in the sentence.

1. I will _____ on Thanksgiving.
2. I will _____ pie with my family.
3. He will _____ at home.
4. The children will _____ outside.
5. The baby will _____ with grandma.

Color all the VERBS. Use any color.

run	turkey	jump
cookie	bake	brown
bend	white	yell

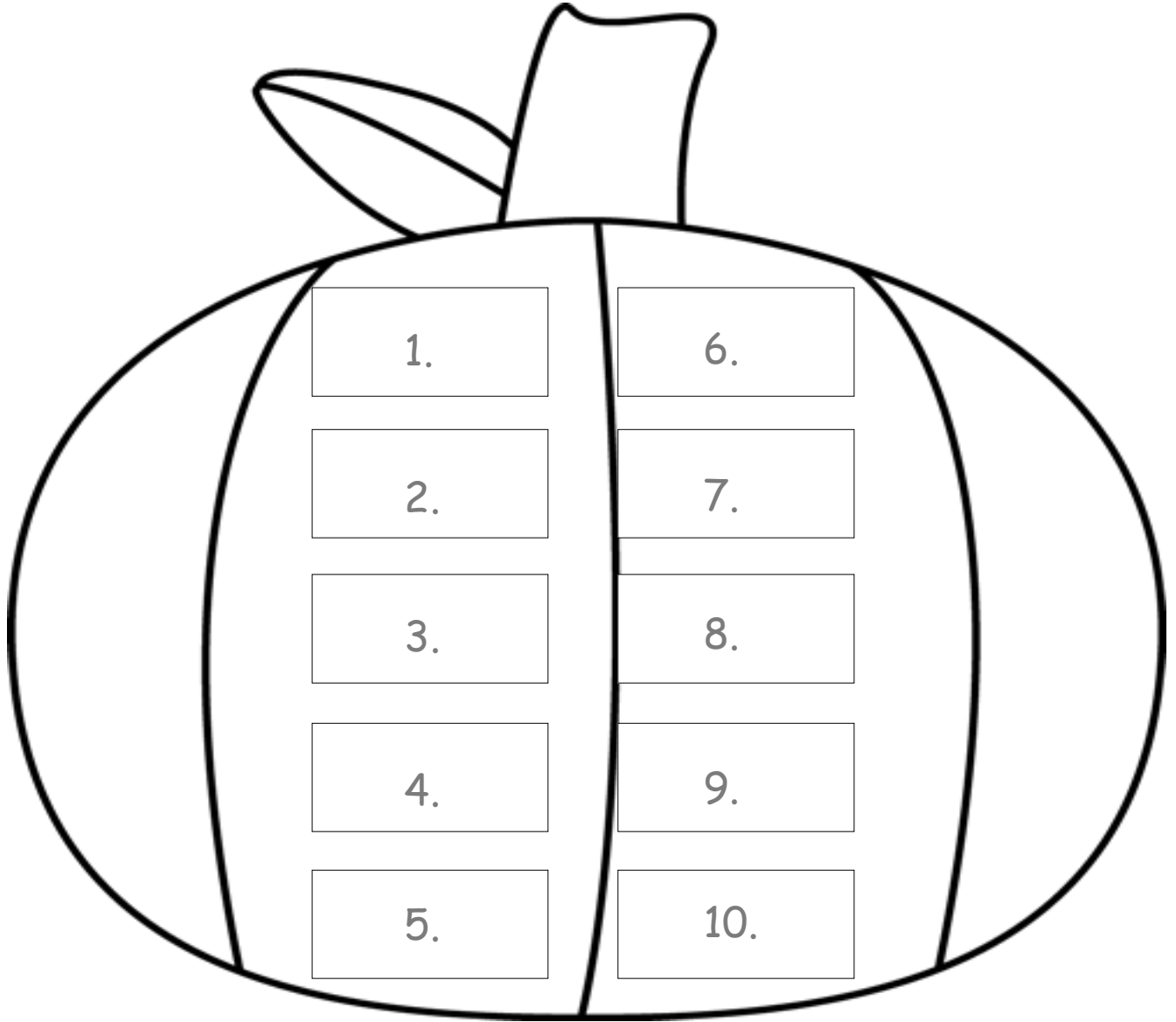
Name _____

Date _____

Fall into ABC Order!

Put the words into alphabetical order.
Cut and glue each word in the right space.

abcdefghijklmnopqrstuvwxyz



turkey

sweet

maple

apples

roast

leaves

pie

gobble

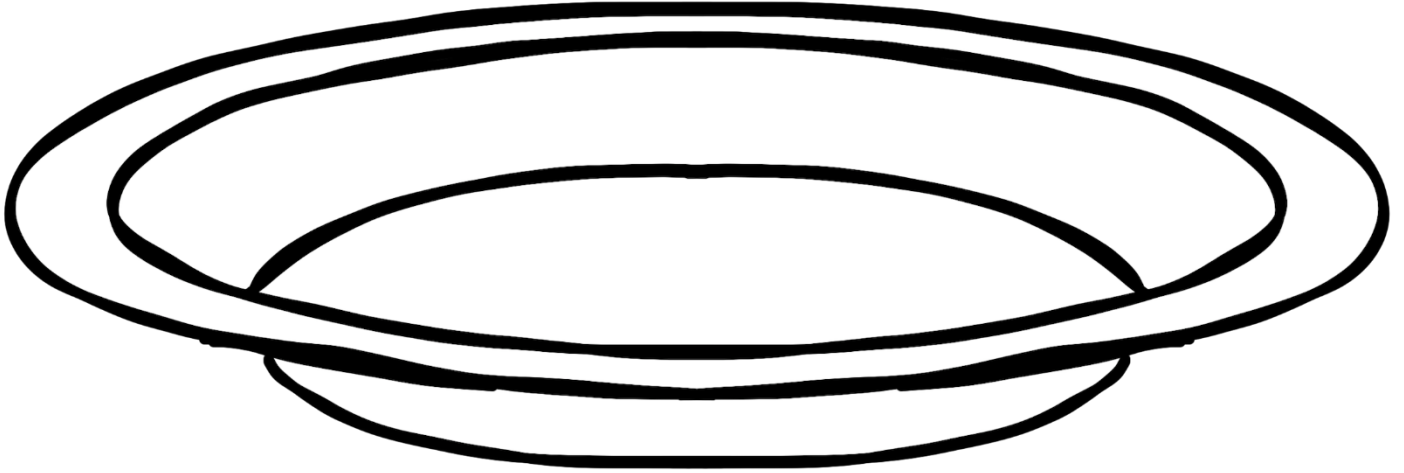
corn

ham

Name _____

Date _____




My Favorite Holiday Meal!



This is my favorite food to eat during the holidays.

Write about your favorite meal.

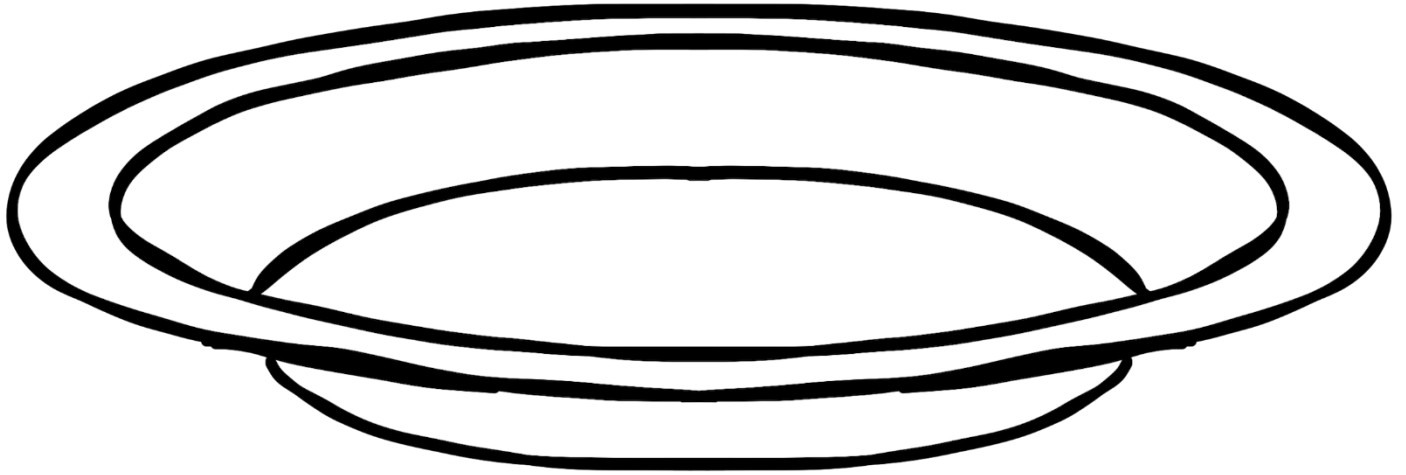
Handwriting practice lines consisting of three sets of horizontal lines. Each set includes a solid top line, a dashed middle line, and a solid bottom line.



Name _____



Date _____

My Favorite Holiday Meal!




This is my favorite food to eat during the holidays.


Write about your favorite meal.



Write a thank you letter to someone in your family.



Three horizontal lines for writing: a solid top line, a dashed middle line, and a solid bottom line.



Three horizontal lines for writing: a solid top line, a dashed middle line, and a solid bottom line.

,

Five sets of horizontal lines for writing, each consisting of a solid top line, a dashed middle line, and a solid bottom line.



Three horizontal lines for writing: a solid top line, a dashed middle line, and a solid bottom line.

,


COMPLIMENT CARDS

Write something nice on each card and give them to your friends!


TO: _____



TO: _____



TO: _____



TO: _____




MAKE A CARD!

Love,

I am thankful for you
because...

Dear _____

Happy
Thanksgiving!



Cut along the dotted line, fold, color, & write your message!

Thank you for purchasing and downloading my product!
Your support is greatly appreciated.
Please visit my store to leave your feedback.

You may contact me at:

kimcreations@yahoo.com


Visit my blog as it will soon be updated. Thanks again!

www.kimsfirstgrade.blogspot.com

Visit my Pinterest or be a part of my boards!

<http://www.pinterest.com/kimscreationz/>

Special Credit & Thanks to:



You have helped me in every way to
make my products shine!
Thank you for your awesome talents.
Your hard work is appreciated!

~Kim's Creations