

Name: _____

First Grade Spring Break Homework Packet (optional)

Day 1	Phonics
Day 2	Reading Comprehension
Day 3	Grammar
Day 4	Math
Day 5	Writing



Please print, complete,
and return to your
teacher the Monday
following Spring Break.

Name _____

Sort it out!

long
vowel sounds

Cut and sort the words by their long vowel sound.



a

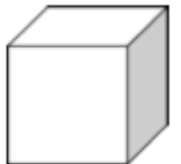
e

i

o

u

©KarenJones2011



Name _____



Sort it out!

long
vowel sounds

Write the long vowel words that you sorted.

a

--	--	--

e

--	--	--

i

--	--	--

o

--	--	--

u

--	--





The Rainy Day

Kaden was looking forward to spring. He was ready for sunny, warm weather. The weather had been cold and rainy for weeks, but Kaden was feeling optimistic that the sun would come out.

On the first day of spring, Kaden woke up to rain pounding on his bedroom window. Kaden sighed as he looked at the wet streets and muddy grass. Then Kaden had an idea. He quickly got dressed and searched for his raincoat and boots.

Kaden spent the morning happily playing in the rain. First, he jumped in the huge puddles. He loved to see how far he could splash the water. Next, he made two paper sailboats and watched them float down little streams. He even had sailboat races. Last, he made mud pies in his backyard. Kaden didn't even notice how wet and muddy he was until his mom called him for lunch.



1. Circle the compound words in the story.
2. Underline the adverbs. (Hint: They end with the suffix -ly.)
3. Highlight the transition words that show order.

(First, next, last, etc.)

Directions: Use the passage, The Rainy Day, to complete this page.



The Rainy Day



Character

Setting

Where/When

Problem


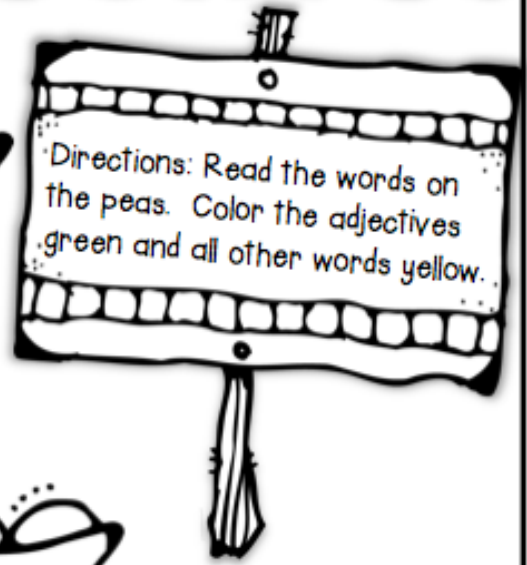
Events

Solution

RL.3

Name _____


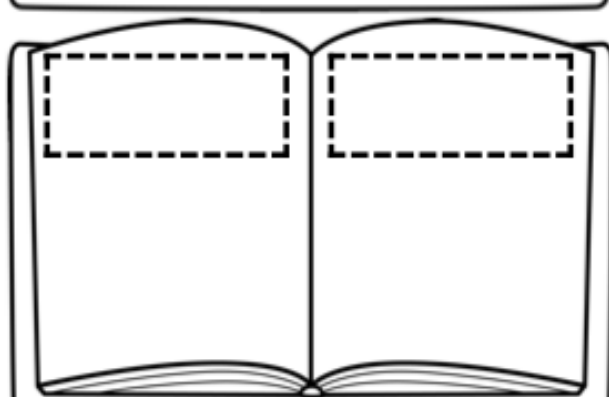

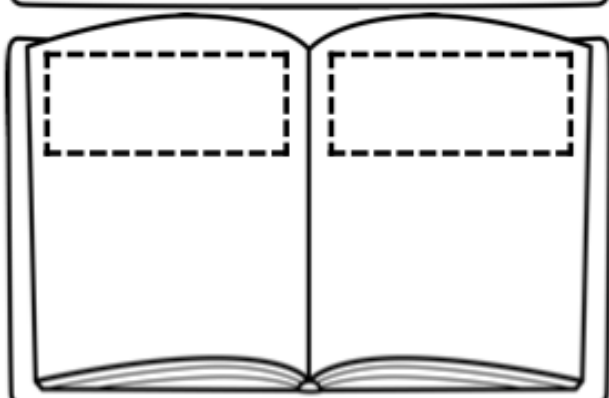

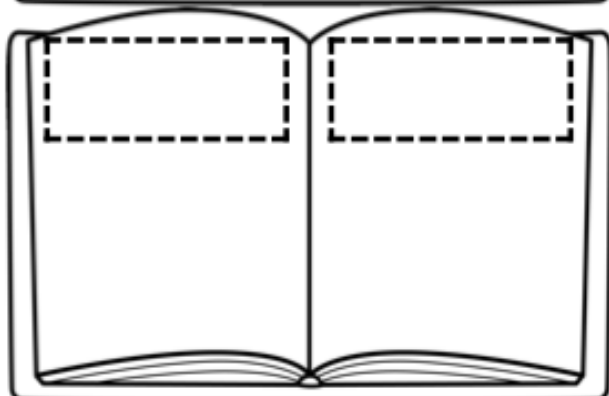


Growing Adjectives



Name _____

Hopping Homophones!

Directions: Cut and paste the each pair of homophones onto a book.
Draw a picture for the words.



tow

sea

son

won

toe

write

hare

right

one

hair

four

sun

ate

see


eight

for

Name: _____


Buggy for Math

Directions: Apply the rule at the top of each jar to the numbers on the left.
Write the answers on the right. The first one has been done for you.




-5

12	7
7	
19	
10	
16	



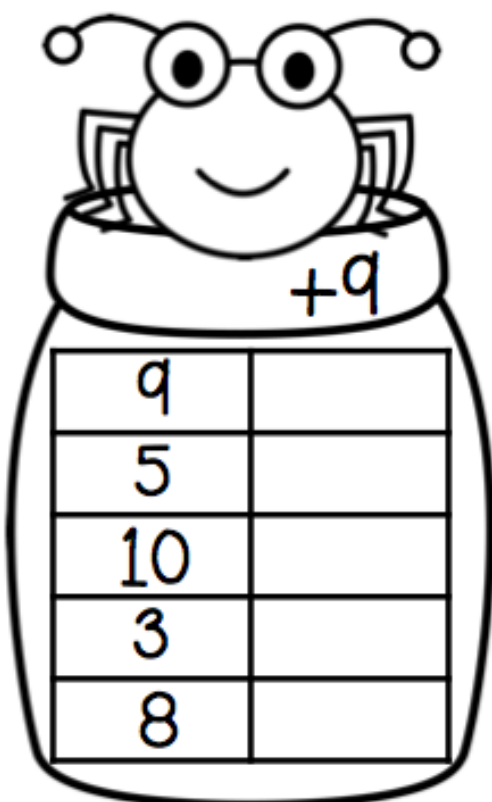
+7

7	
12	
5	
10	
9	




-4

15	
10	
5	
9	
14	



+9

9	
5	
10	
3	
8	



-3

18	
9	
17	
20	
15	

Name _____

Double Digit Addition!

No Regrouping

Directions: Solve the problems.
Remember to add the ones first!



1.
$$\begin{array}{r} 23 \\ + 50 \\ \hline \end{array}$$

2.
$$\begin{array}{r} 73 \\ + 14 \\ \hline \end{array}$$

3.
$$\begin{array}{r} 40 \\ + 55 \\ \hline \end{array}$$

4.
$$\begin{array}{r} 24 \\ + 54 \\ \hline \end{array}$$

5.
$$\begin{array}{r} 62 \\ + 16 \\ \hline \end{array}$$

6.
$$\begin{array}{r} 18 \\ + 30 \\ \hline \end{array}$$

7.
$$\begin{array}{r} 28 \\ + 11 \\ \hline \end{array}$$

8.
$$\begin{array}{r} 25 \\ + 10 \\ \hline \end{array}$$

9.
$$\begin{array}{r} 45 \\ + 54 \\ \hline \end{array}$$

10.
$$\begin{array}{r} 10 \\ + 70 \\ \hline \end{array}$$

11.
$$\begin{array}{r} 30 \\ + 5 \\ \hline \end{array}$$

12.
$$\begin{array}{r} 43 \\ + 22 \\ \hline \end{array}$$

13.
$$\begin{array}{r} 36 \\ + 43 \\ \hline \end{array}$$

14.
$$\begin{array}{r} 13 \\ + 31 \\ \hline \end{array}$$

15.
$$\begin{array}{r} 25 \\ + 33 \\ \hline \end{array}$$

16.
$$\begin{array}{r} 73 \\ + 15 \\ \hline \end{array}$$


Name: _____

All About Spring

Word bank

Spring garden grow bunny showers
birds rain butterfly chick umbrella
flowers sunshine grass sunshine windy

Directions: Use some of the words in the word bank to help you write about Spring.



Extra writing space if needed

