

First Grade Fall Break Homework packet

(Optional)

Day 1	Sight words
Day 2	Reading comprehension
Day 3	Grammar
Day 4	Math
Day 5	writing



Please print,
complete, and return
to your teacher the
Monday following Fall
Break.

Sight Words

Visit the website <http://www.sightwords.com/sight-words/games/>

Choose a sight word game to play, using words you still need to master. Write down some of the new words you practiced below.

Handwriting practice lines consisting of 12 sets of three horizontal lines (top solid, middle dashed, bottom solid).

Name _____

THE FIELD TRIP









Find these words and highlight them. Then read the story.

went

they

got

Go to next page

Jim's class went on a field trip. They got on a bus and rode to the apple farm. When they got there, the kids went on a hay  ride. They looked at all the apple trees . They got to pick an apple  from a tree . The kids got to sit on a big tractor  and take a picture . Jim had fun at the apple farm.

1. What happened first?

- | | |
|--|---|
| <input type="radio"/> Jim picked an apple. | <input type="radio"/> Jim rode on the bus. |
| <input type="radio"/> They took a picture. | <input type="radio"/> Jim sat on a tractor. |

2. What did not happen in the story?

- | | |
|--|---|
| <input type="radio"/> Jim picked an apple. | <input type="radio"/> Jim went on a hay ride. |
| <input type="radio"/> Jim met a farmer. | <input type="radio"/> Jim went on a bus. |

3. What is the main idea of this story?

Name _____

RL.1.3; RL.1.7



THE FIELD TRIP



Sequence the events of the field trip.

Empty rounded rectangular box for drawing or labeling.

Handwriting practice area with four lines: a solid top line, a dashed middle line, a solid baseline, and a solid descender line.

Empty rounded rectangular box for drawing or labeling.

Handwriting practice area with four lines: a solid top line, a dashed middle line, a solid baseline, and a solid descender line.

Empty rounded rectangular box for drawing or labeling.


Handwriting practice area with four lines: a solid top line, a dashed middle line, a solid baseline, and a solid descender line.

Empty rounded rectangular box for drawing or labeling.

Handwriting practice area with four lines: a solid top line, a dashed middle line, a solid baseline, and a solid descender line.

Name _____

NOUNS and VERBS



Cut and paste the words to the correct category.

A noun is a person, place, or thing.

A verb is an action word.



© Kaitlynn Albani



book	jump	cat	dance
girl	tree	sing	sleep
run	hat	kick	zoo



Name _____

Chilly Contractions



I am

do not

I have

will not

let us

I would

© Kaitlynn Albani

I'm

won't

don't

I'd

let's

I've

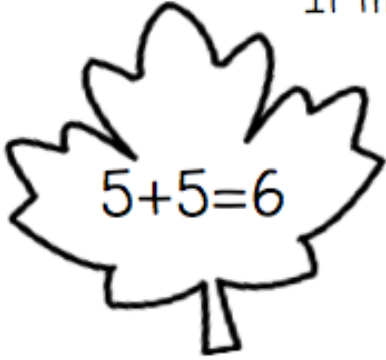
Name _____


Falling Leaves

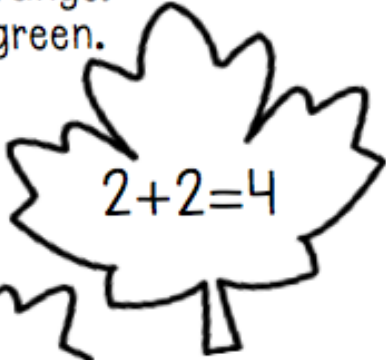
Reach the equation on each leaf. Decide if the equation is true or false.


If the equation is true, color the leaf orange.

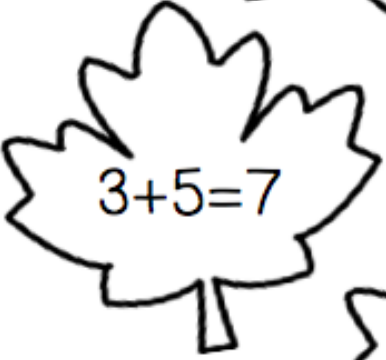
If the equation is false, color the leaf green.


 $5+5=6$


 $4+3=7$


 $2+2=4$


 $9+1=8$


 $3+5=7$


 $3+7=10$


 $5+0=5$

 $2+4=6$

 $3+1=2$

 $6+1=7$

 $8+1=8$

 $5+3=8$



Name _____

Silly Subtraction

$$\begin{array}{r} 10 \\ - 5 \\ \hline \end{array}$$

$$\begin{array}{r} 8 \\ - 4 \\ \hline \end{array}$$

$$\begin{array}{r} 7 \\ - 1 \\ \hline \end{array}$$

$$\begin{array}{r} 8 \\ - 7 \\ \hline \end{array}$$

$$\begin{array}{r} 10 \\ - 6 \\ \hline \end{array}$$

$$\begin{array}{r} 6 \\ - 4 \\ \hline \end{array}$$

$$\begin{array}{r} 11 \\ - 1 \\ \hline \end{array}$$

$$\begin{array}{r} 8 \\ - 3 \\ \hline \end{array}$$

$$\begin{array}{r} 5 \\ - 5 \\ \hline \end{array}$$



$$\begin{array}{r} 4 \\ - 2 \\ \hline \end{array}$$

$$\begin{array}{r} 10 \\ - 3 \\ \hline \end{array}$$

$$\begin{array}{r} 6 \\ - 3 \\ \hline \end{array}$$

$$\begin{array}{r} 9 \\ - 4 \\ \hline \end{array}$$



$$\begin{array}{r} 9 \\ - 7 \\ \hline \end{array}$$

$$\begin{array}{r} 10 \\ - 9 \\ \hline \end{array}$$

$$\begin{array}{r} 8 \\ - 5 \\ \hline \end{array}$$



Fall Fun Sentences

Name _____
Choose 3 cards. Write a sentence for
each card. Use the word box to help you.



Word Box

apple Autumn windy tree boy girl leaves
pumpkin eating picking wagon scarecrow

1.

2.

3.

All About
FALL

What fall **FEELS** like

FALL is...

What fall **LOOKS** like

My Fall Favorites

